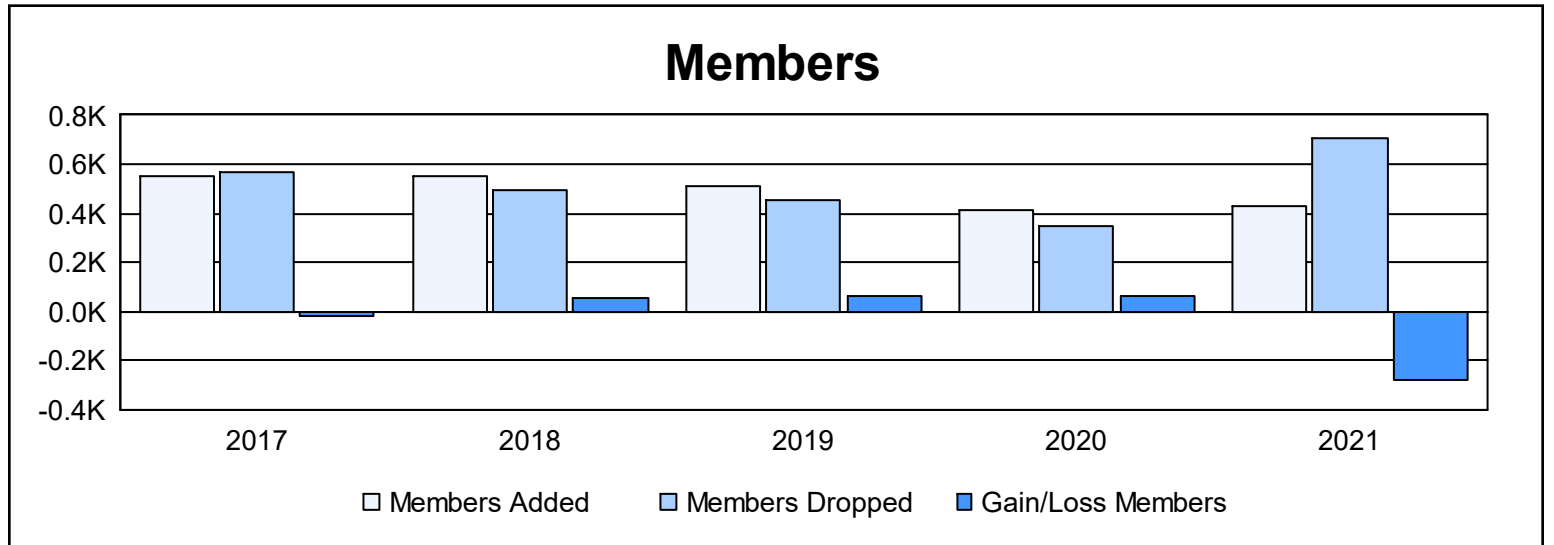
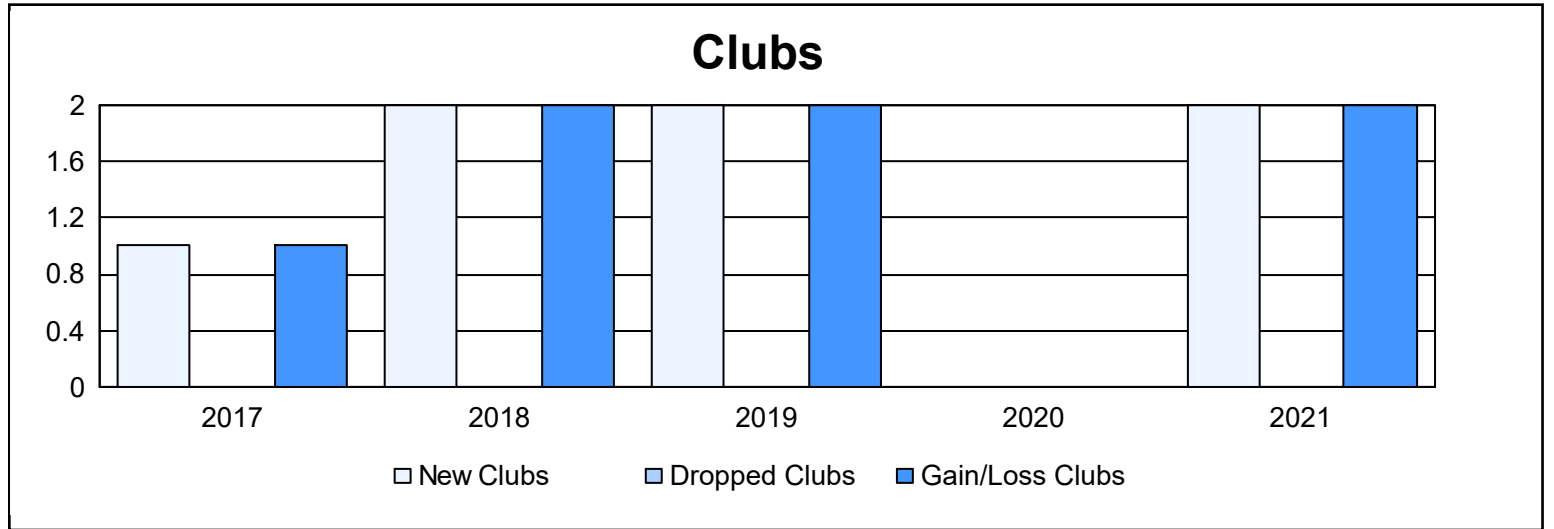
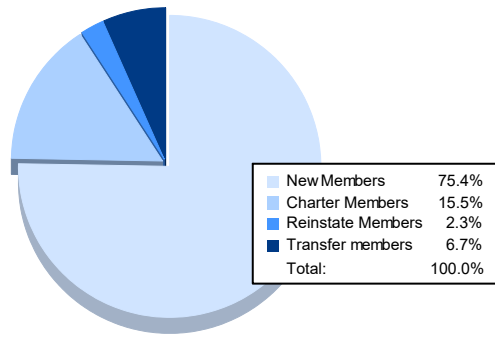


Year	New Clubs	Dropped Clubs	Gain/ Loss Clubs	New Members	Charter Members	Reinstate Members	Transfer Members	Total Member Added	Total Members Dropped	Gain/ Loss Members
2016-2017	1	0	1	461	33	26	30	550	568	-18
2017-2018	2	0	2	438	65	30	15	548	491	57
2018-2019	2	0	2	415	68	7	23	513	453	60
2019-2020	0	0	0	364	5	16	27	412	346	66
2020-2021	2	0	2	325	67	10	29	431	709	-278
<b>Average</b>	<b>1</b>	<b>0</b>	<b>1</b>	<b>401</b>	<b>48</b>	<b>18</b>	<b>25</b>	<b>491</b>	<b>513</b>	<b>-23</b>



### Membership Composition June 2021 Cumulative



### Gender Composition June 2021 Cumulative

